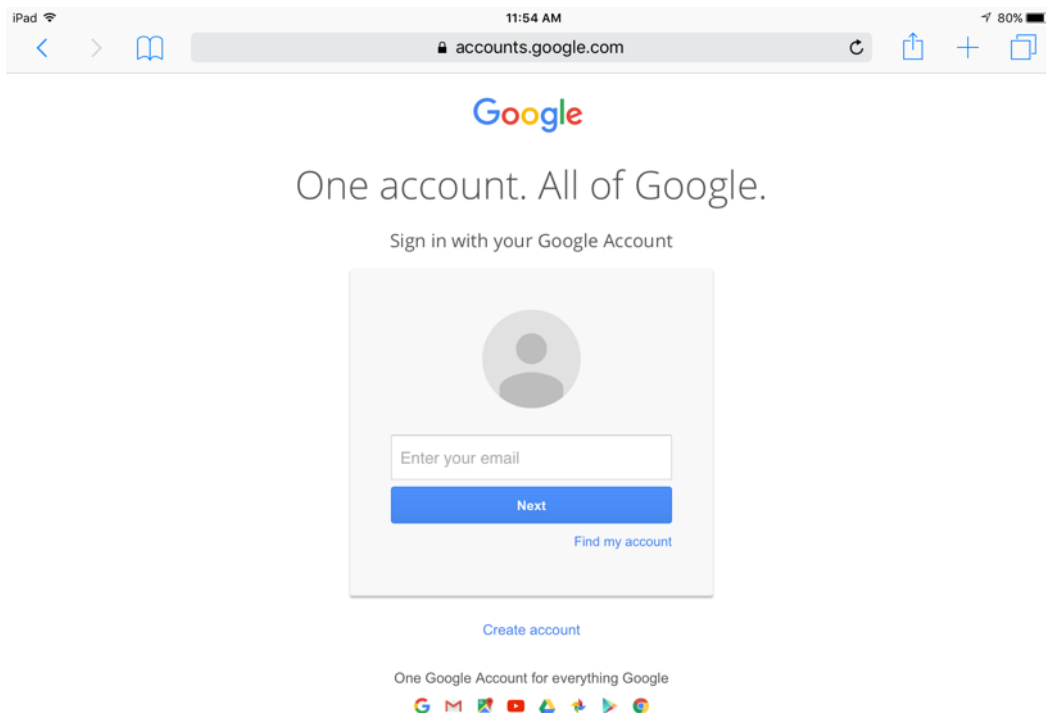


Signing into Securly on a 1:1 iPad

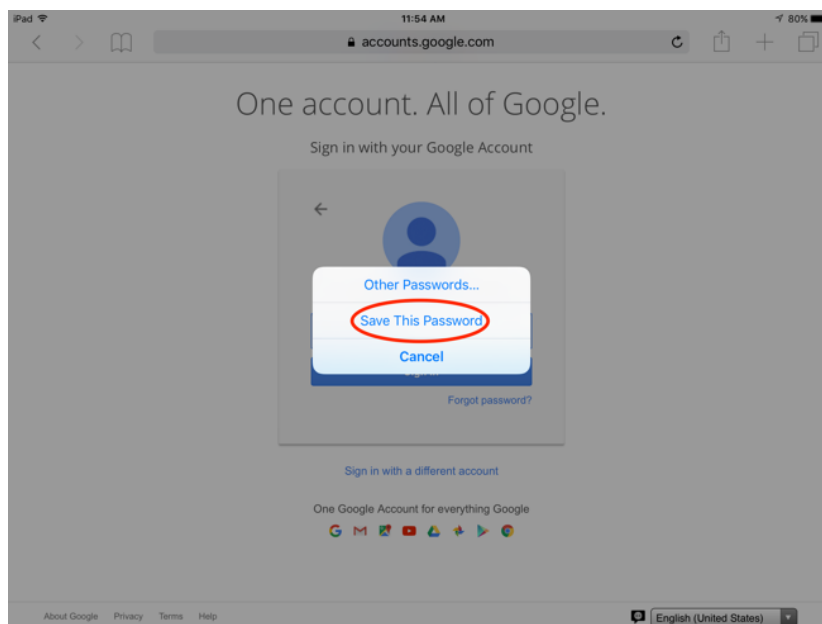
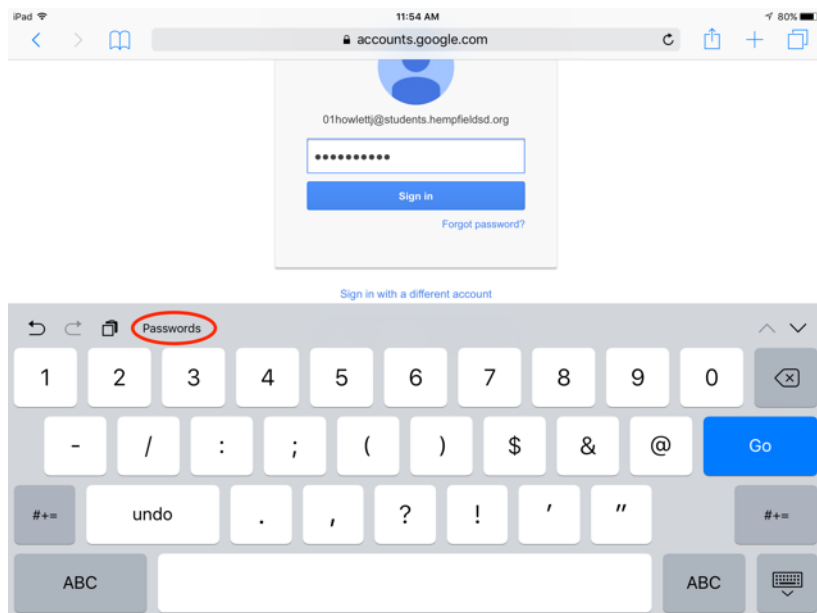
Once your 1:1 iPad has been configured to use Securly for filtering, you must sign in to access the Internet. Hempfield websites, Schoology, Apple, and several other services are not filtered and will always be available. Follow the steps below to sign into Securly.

1. Open Safari and browse to a website on the Internet. Do not use Google or Apple – these sites will not trigger the sign in screen. www.weather.com, www.wikipedia.org, or www.khanacademy.org are sites that will work, but anything not run by Apple, Google, or Hempfield will get the job done.

You should see the Google Account sign in page. Enter your full student email address: <username>@students.hempfieldsd.org This is the same login that you use on your iPad for Google Drive and OneDrive.



2. On the next screen, enter your district password. Before tapping Sign In, you may wish to tap Passwords and optionally select to have Safari remember your password. This is not required, but will speed up the sign in process in the future.



3. The first time you sign in to Securly, you must tap Allow when asked to give Securly permission to link with your Google account. **Tapping Deny will result in your iPad being unable to access the Internet.**

